



# AGA-30 Angular Gripper

## Double Guided, Low Profile



### FEATURES AND BENEFITS

- Grippers provide up to 180° of angular jaw travel allowing the jaws to completely retract from the work area eliminating another required axis of travel.
- High gripping force to weight ratio.
- Compact design with long stroke.
- Jaw rotations can be adjusted from 0-90° to allow the gripper to be custom fit to each application.
- Units are permanently lubricated for non-lube air operation, allowing for compliance with OSHA regulation.
- Proximity sensors are available to monitor open and closed position of the jaws.
- AGA is fully field repairable for cost savings and minimum down time.
- The gripper body has two mounting surfaces with dowel pin holes to provide accurate mounting in a variety of positions.

### SPECIFICATIONS

**Design:** Angular

**Stroke:** 0-180° adj

**Gripping Force @ 80 PSI [5.5 BAR]**

Closing: 75 lbs [333 N]  
Opening: 62 lbs [275 N]

**Time:**

Close: 0.2 sec [0.2 sec]  
Open: 0.2 sec [0.2 sec]

**Pressure Range:**

Low/High 10-120 PSI [7.8-8 BAR]

**Temperature Range:**

Low/High -20°/180°F [-28°/80°C]

**Side Play:**

± 0.001 [.03 mm]

**Repeatability from Center:**

± 0.002 [.06 mm]

**Loading Capacity:**

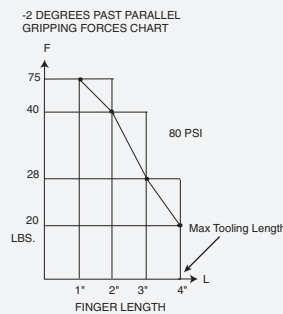
	Static	Dynamic
Max Tensile T	60 lbs [266 N]	30 lbs [130 N]
Max Compressive C	60 lbs [266 N]	30 lbs [130 N]
Max Moment $M_x$	90 in/lb [10 Nm]	30 in/lb [3.4 Nm]
Max Moment $M_y$	140 in/lb [15.8 Nm]	35 in/lb [4 Nm]
Max Moment $M_z$	90 in/lb [10 Nm]	30 in/lb [3.4 Nm]

**Material:** High Strength, Hard Coated aluminum bronze alloys, Steel

**Weight:** 1.5 lbs [.7 kg]

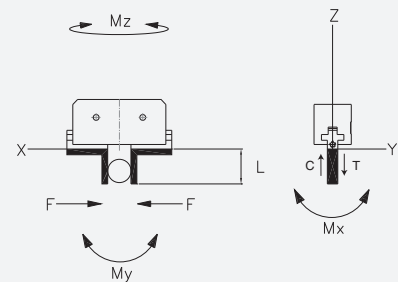
**Piston Diameter:** 1.125 in [28.5 mm]

### HOLDING FORCES CHART



**WARNING!** Do not exceed tooling jaw length. See Chart above.

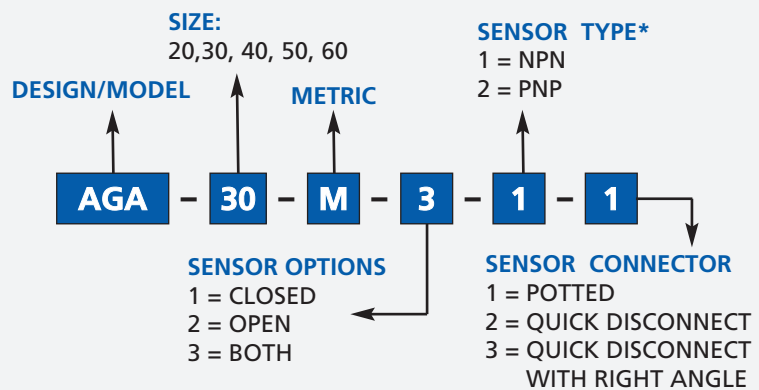
### LOADING INFORMATION



**LOOK!** More Technical specifications for sensors on "Sensors Accessories" page.

### HOW TO ORDER

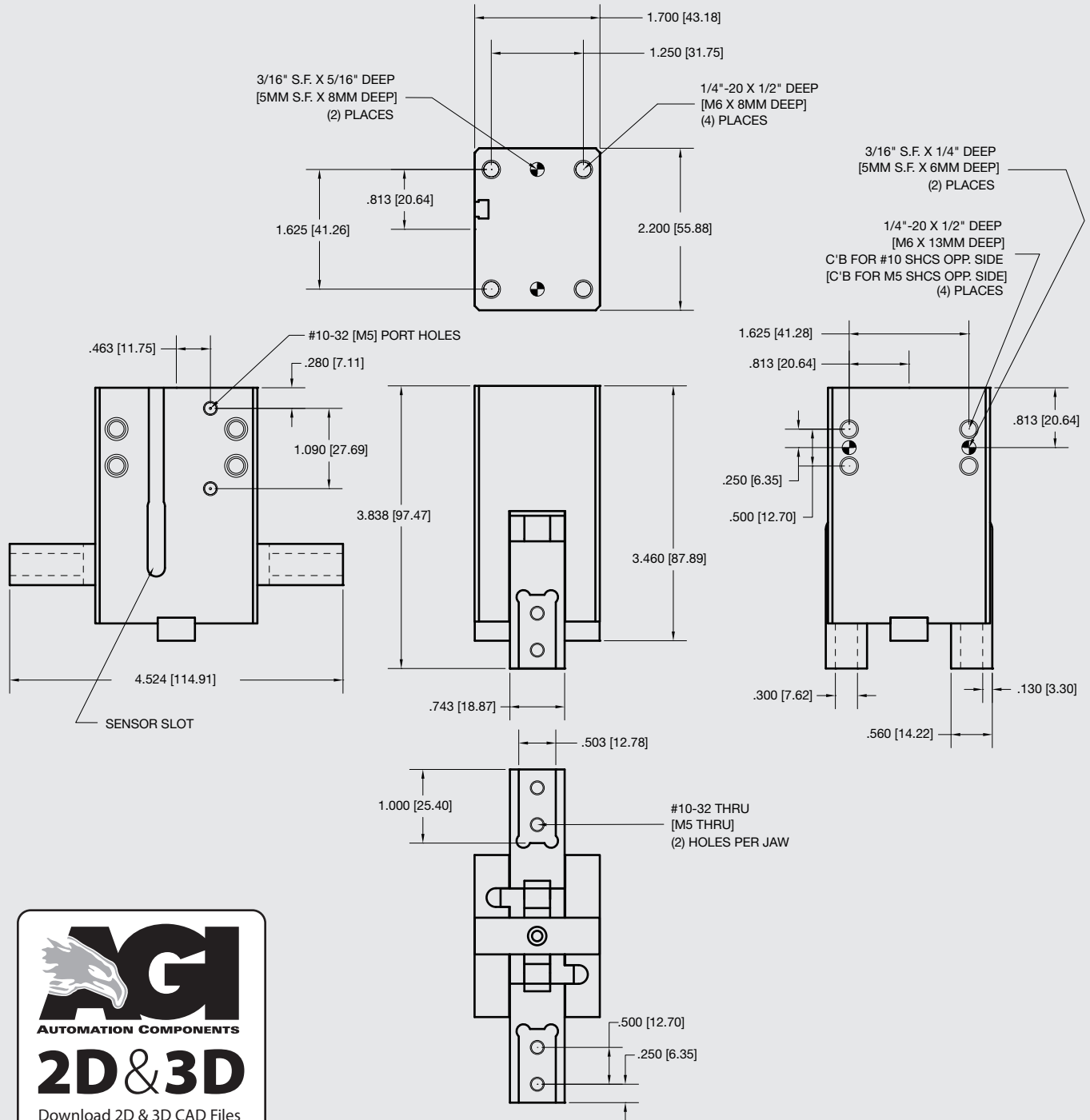
When ordering, please specify: Design/Model Number and Options.



\* NOTE: Hall Effect 4mm dia., 5-24 VDC, 22 mA and comes with 2 meter cable.

**Sensor Part #** SNQ04, SNC02, SPC02, SPQ04

January 2008 - PATENTED Made in the USA



**Unless noted, all tolerances are as indicated here:**



All Dowel Holes are SF (Slip Fit) Locational Tolerance  $\pm .0005"$  [0.013mm]



Metric Threads Course Pitch

**Imperial:**  
Inch 0.00 =  $\pm 0.01$   
0.000 =  $\pm 0.005$   
0.0000 =  $\pm 0.0005$

**Metric:** [0.] =  $\pm 0.25$   
[mm] [0.0] =  $\pm 0.13$   
[0.00] =  $\pm 0.13$