



AGA-50 Angular Gripper

Double Guided, Low Profile



FEATURES AND BENEFITS

- Grippers provide up to 180° of angular jaw travel allowing the jaws to completely retract from the work area eliminating another required axis of travel.
- High gripping force to weight ratio.
- Compact design with long stroke.
- Jaw rotations can be adjusted from 0-90° to allow the gripper to be custom fit to each application.
- Units are permanently lubricated for non-lube air operation, allowing for compliance with OSHA regulation.
- Proximity sensors are available to monitor open and closed position of the jaws.
- AGA is fully field repairable for cost savings and minimum down time.
- The gripper body has two mounting surfaces with dowel pin holes to provide accurate mounting in a variety of positions.

SPECIFICATIONS

Design: Angular

Stroke: 0-180° adj

Gripping Force @ 80 PSI [5.5 BAR]

Closing: 720 lbs [3200 N]
Opening: 685 lbs [3050 N]

Time:

Close: 0.2 sec [0.2 sec]
Open: 0.2 sec [0.2 sec]

Pressure Range:

Low/High 10-120 PSI [7-8 BAR]

Temperature Range:

Low/High -20°/180°F [-28°/80°C]

Side Play: ± 0.001 [.03 mm]

Repeatability from Center: ± 0.002 [.06 mm]

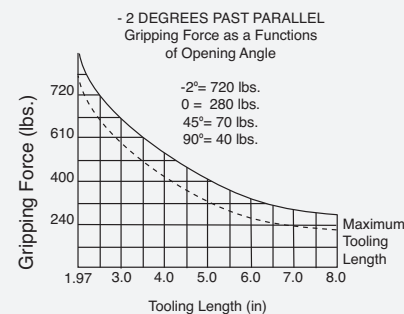
Loading Capacity:

	Static	Dynamic
Max Tensile T	1200 lbs [5330 N]	400 lbs [1780 N]
Max Compressive C	1200 lbs [5330 N]	400 lbs [1780 N]
Max Moment M_x	930 in/lb [105 Nm]	310 in/lb [35 Nm]
Max Moment M_y	880 in/lb [20.3 Nm]	276 in/lb [31.2 Nm]
Max Moment M_z	880 in/lb [99.5 Nm]	276 in/lb [31.2 Nm]

Material: High Strength, Hard Coated aluminum bronze alloys, Steel

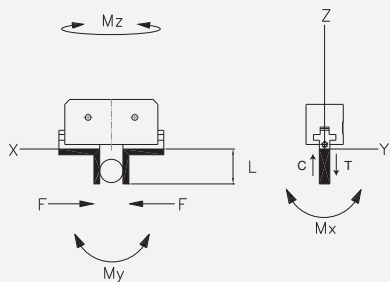
Weight: 5.5 lbs [2.3 kg]
Piston Diameter: 2.25 in [57.2 mm]

HOLDING FORCES CHART



WARNING! Do not exceed tooling jaw length. See Chart above.

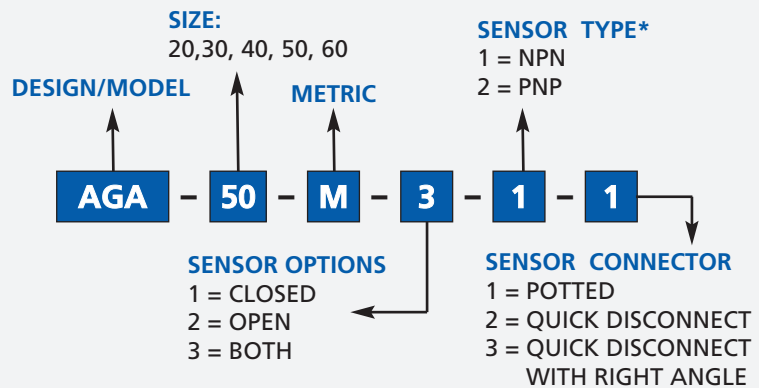
LOADING INFORMATION



LOOK! More Technical specifications for sensors on "Sensors Accessories" page.

HOW TO ORDER

When ordering, please specify:
Design/Model Number and Options.



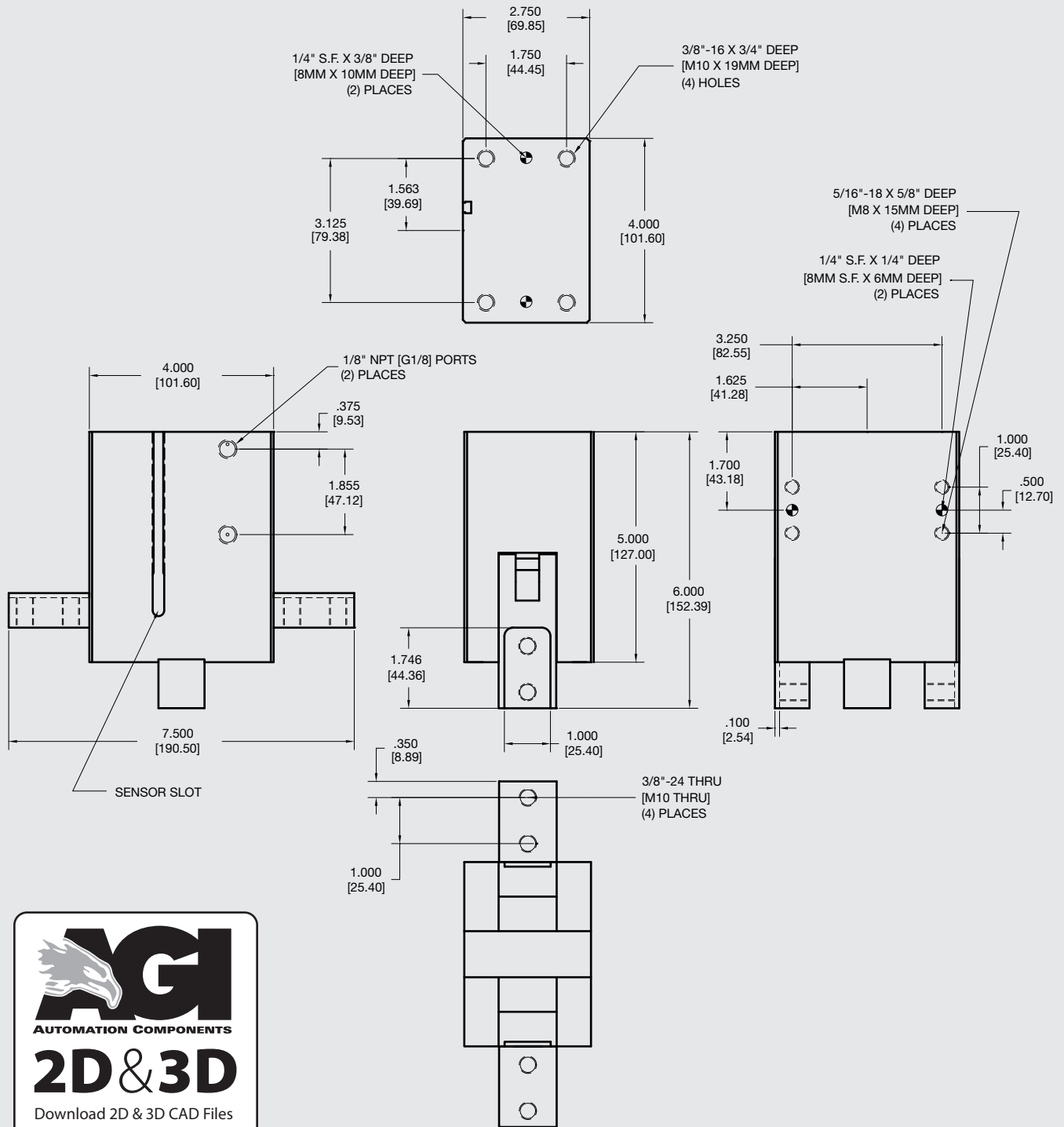
* NOTE: Hall Effect 4mm dia., 5-24 VDC, 22 mA and comes with 2 meter cable.

Sensor Part # SNQ04, SNC02, SPC02, SPQ04

January 2008 - PATENTED Made in the USA

AGA-50 Angular Gripper

Double Guided, Low Profile



Unless noted, all tolerances are as indicated here:



All Dowel Holes are SF (Slip Fit) Locational Tolerance $\pm .0005"$ [0.13mm]



Metric Threads Course Pitch

Imperial:
Inch 0.00 = ± 0.01
0.000 = ± 0.005
0.0000 = ± 0.0005

Metric: [0.] = ± 0.25
[mm] [0.0] = ± 0.13
[0.00] = ± 0.13