

AGP-500 Parallel Gripper

Double Guided Wedge



FEATURES AND BENEFITS

- Ultra high gripping force to weight ratio.
- True parallel jaw motion for easy tooling.
- Totally sealed unit with air purge:
 - (i) can be slightly pressurized to prevent debris or coolant from entering.
 - (ii) a vacuum can be applied to evacuate any contaminants from inside the unit in a clean room environment.
- Units are permanently lubricated for non-lube air operation, this allowing for compliance with OSHA regulations.
 - Additional side mounting holes & air ports for optional mounting/porting are available.
- Proximity switches are available to monitor open/closed position of the jaws.
- Fully field repairable for cost savings and minimum down time.

SPECIFICATIONS

Design: Parallel, Double Acting, Synchronized Jaws

Stroke: 0.50 in [12.7 mm]

Gripping Force @ 80 PSI [5.5 bar]:

Close: 37 lbs [164 N]

Opening: 40 lbs [178 N]

Time:

Close: 0.2 sec [0.2 sec]

Open: 0.2 sec [0.2 sec]

Pressure Range: 30-120 PSI [2-8 bar]

Temperature Range: -20°-180°F [-28°-80°C]

Side Play: ± 0.001 [0.03 mm]

Repeatability from center: ±.002 [0.06 mm]

Loading Capacity:

	Static	Dynamic
Max Tensile T	400 lbs [1780 N]	50 lbs [222 N]

Max Compressive C	750 lbs [3336 N]	50 lbs [222 N]
-------------------	------------------	----------------

Max Moment Mx	300 in/lb [34 Nm]	50 in/lb [5.6 Nm]
---------------	-------------------	-------------------

Max Moment My	300 in/lb [34 Nm]	50 in/lb [5.6 Nm]
---------------	-------------------	-------------------

Max Moment Mz	300 in/lb [34 Nm]	50 in/lb [5.6 Nm]
---------------	-------------------	-------------------

Max Moment Mz	300 in/lb [34 Nm]	50 in/lb [5.6 Nm]
---------------	-------------------	-------------------

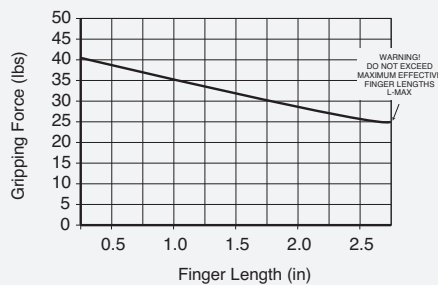
Material: High Strength, Hard Coated aluminum bronze alloys, Steel

Weight: 11 oz. [311 g]

Piston Diameter: 1.25 in [31.75 mm]

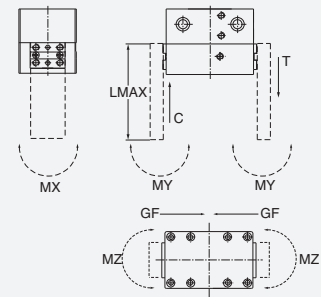
January 2008 - PATENTED Made in the USA

HOLDING FORCES CHART



WARNING! Do not exceed tooling jaw length. See Chart above.

LOADING INFORMATION



LOOK! More Technical specifications for sensors on "Sensors Accessories" page.

HOW TO ORDER

When ordering, please specify:
Design/Model Number and Options.

DESIGN/MODEL
AGP-500

METRIC

SENSOR TYPE*

1 = NPN

2 = PNP

AGP-500 - M - 3 - 1

SENSOR OPTIONS

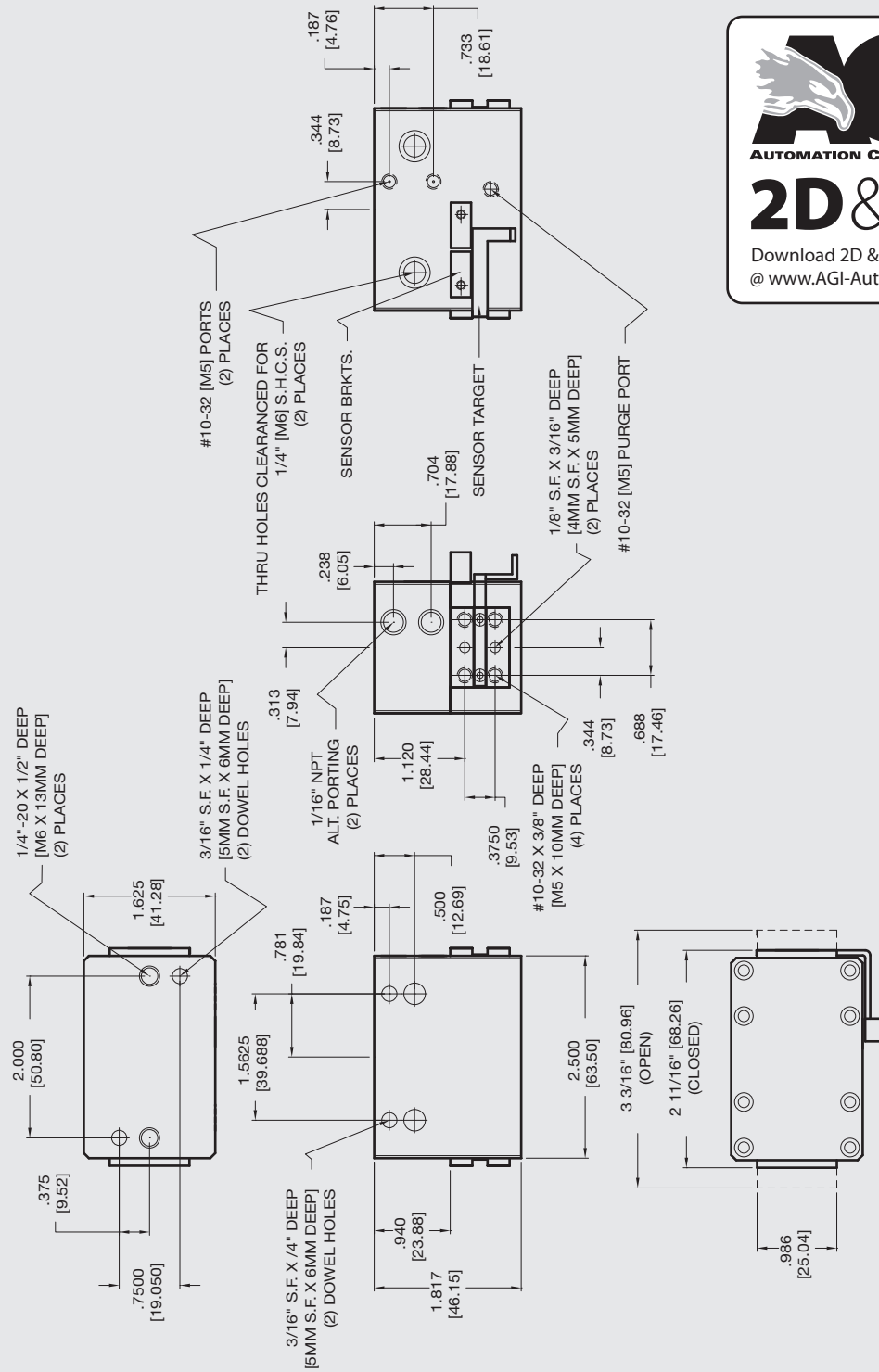
1 = CLOSED

2 = OPEN

3 = BOTH

* NOTE: Proximity sensors are 4 mm dia., 12-30 VDC, 50 mA and comes with 2 meter cable or quick disc.

Sensor Part # SNC04, SPC04



Unless noted, all tolerances are as indicated here:



All Dowel Holes are SF (Slip Fit) Locational Tolerance ± .0005" [0.13mm]



Metric Threads Course Pitch

Imperial:
Inch 0.00 = ±.01
0.000 = ±.005
0.0000 = ±.0005

Metric: [0.] = ±.25
[mm] [0.0] = ±.13
[0.00] = ±.013