



# AGW-375-4 Parallel Gripper

## Wide-Body, Synchronous/Non-Synchronous



### FEATURES AND BENEFITS

- Ultra high gripping force to weight ratio due to four opposing independent pistons that direct power to the jaws.
- True parallel jaw motion for easy tooling.
- Units are permanently lubricated for non-lube air operation, allowing for compliance with OSHA regulations.
- Large jaw support shafts are guided through the full width of the main body.
- Proximity switches are available to monitor open and closed position of the jaws.
- The AGW Series is fully field repairable for cost savings and minimum down time.
- Non-synchronous versions allow the gripper's jaws to comply to the part's centerline versus the gripper's centerline.

### SPECIFICATIONS

**Design:** Parallel, Double Acting, Synchronized Jaws

**Stroke:** 4 in [101.6 mm]

**Gripping Force @ 80 PSI Per Jaw [5.5 BAR]**

Closing: 36 lbs [160 N]

Opening: 38 lbs [170 N]

**Time:**

Close: 0.6 sec [0.6 sec]

Open: 0.6 sec [0.6 sec]

**Pressure Range:**

Low/High 20-120 PSI [1.7-8 BAR]

**Temperature Range:**

Low/High -20°/180°F [-28°/80°C]

**Side Play:**

± 0.001 [.03 mm]

**Repeatability from Center:**

± 0.002 [.06 mm]

**Loading Capacity:**

	Static	Dynamic
Max Tensile T	100 lbs [445 N]	20 lbs [89 N]
Max Compressive C	100 lbs [445 N]	20 lbs [89 N]

Max Moment  $M_x$  175 in/lb [19.5 Nm] 35 in/lb [4 Nm]

Max Moment  $M_y$  250 in/lb [28 Nm] 50 in/lb [5.6 Nm]

Max Moment  $M_z$  175 in/lb [19.5 Nm] 35 in/lb [4 Nm]

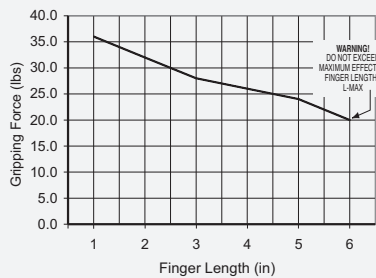
**Material:** High Strength, Hard Coated aluminum bronze alloys, Steel

**Weight:** 3.2 lbs [1.5 kg]

**Piston Diameter:** .625 in x 4 [15.8 mm]

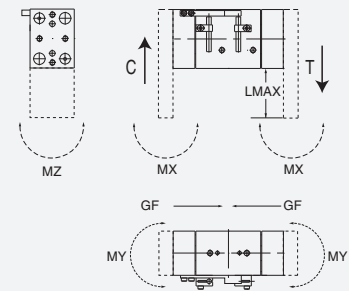
January 2008 - PATENTED Made in the USA

### HOLDING FORCES CHART



**WARNING!** Do not exceed tooling jaw length. See Chart above.

### LOADING INFORMATION



**LOOK!** More Technical specifications for sensors on "Sensors Accessories" page.

### HOW TO ORDER

When ordering, please specify: Design/Model Number and Options.

#### DESIGN/MODEL

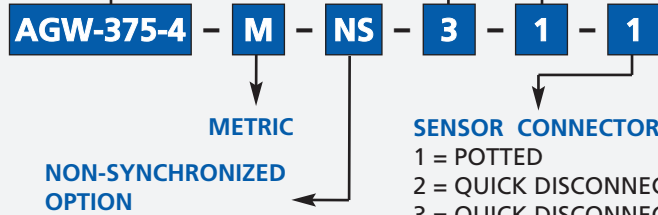
- AGW-250
- AGW-375-1
- AGW-375-2
- AGW-375-4
- AGW-500-1
- AGW-500-2
- AGW-500-4
- AGW-625-2
- AGW-625-4
- AGW-625-6

#### SENSOR OPTIONS

- 1 = CLOSED
- 2 = OPEN
- 3 = BOTH

#### SENSOR TYPE\*

- 1 = NPN
- 2 = PNP

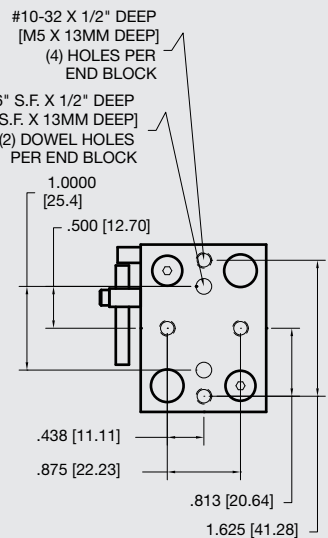
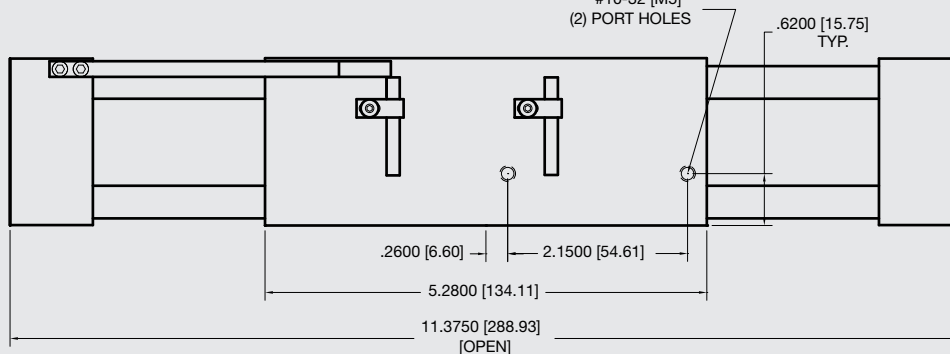
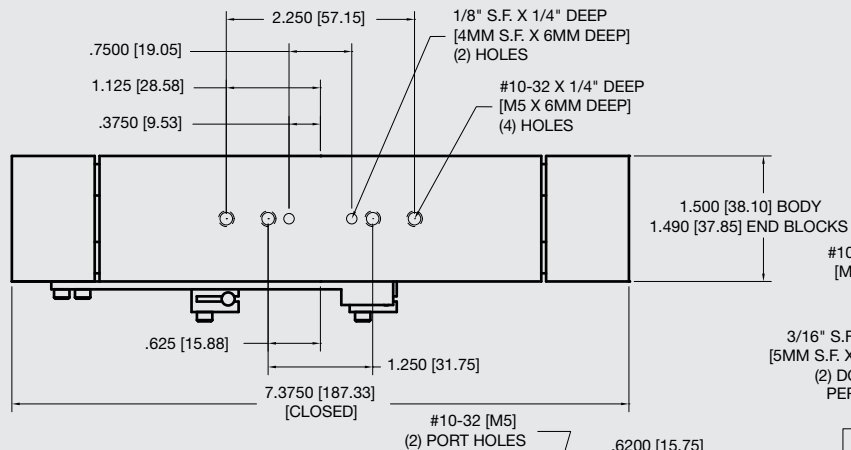
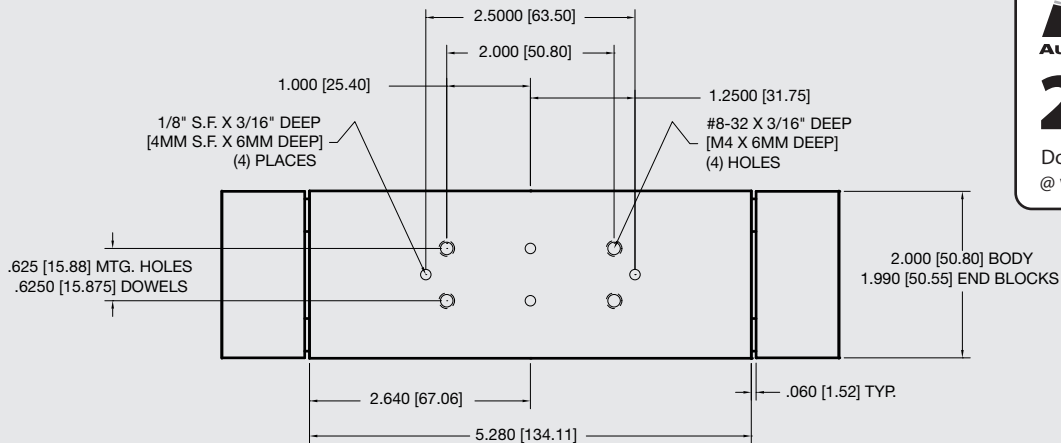


\* NOTE: Proximity 4mm dia., 5-24 VDC, 22 mA and comes with 2 meter cable.

Sensor Part # SNQ04, SNC04, SPC04, SPQ04

# AGW-375-4 Parallel Gripper

## Wide-Body, Synchronous/Non-Synchronous



**Unless noted, all tolerances are as indicated here:**



All Dowel Holes are SF (Slip Fit) Locational Tolerance  $\pm .0005$ " [0.13mm]



Metric Threads Course Pitch

**Imperial:**  
Inch 0.00 =  $\pm 0.01$   
0.000 =  $\pm 0.005$   
0.0000 =  $\pm 0.0005$

**Metric:** [0.] =  $\pm 0.25$   
[mm] [0.0] =  $\pm 0.13$   
[0.00] =  $\pm 0.13$