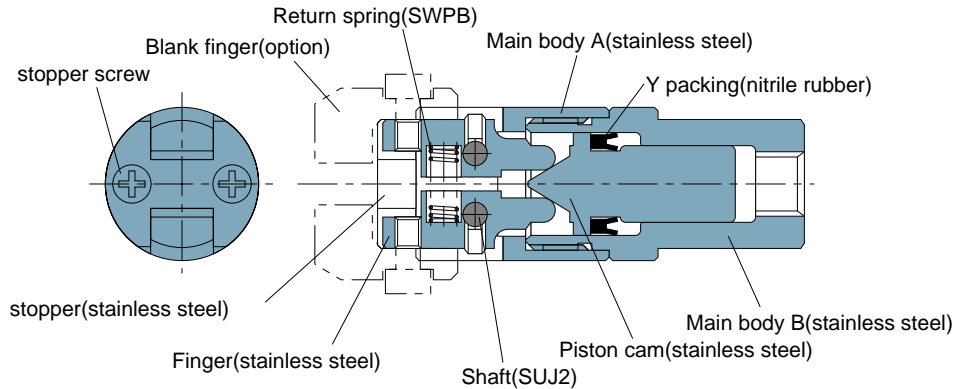


# Normally Open, Single Acting Lever Gripper Closing Gripper Series

## Features

- These are stainless steel air finger models featuring light weight and miniature size.
- Blank fingers are provided for the K type fingers. R adjustment leaves no possibility of misalignment. The blank finger can be attached to the K type finger with a single screw.
- Stable gripping is assured by a work stopper. The floating type makes more effective use of the work stopper, and prevents damage due to bumping. (finger type: K)

## Construction



## Specification

Cylinder bore	φ8mm	φ11mm
Gripping force at *7.1psi fingers in parallel	0.022lbf (0.1N)	0.061lbf (0.27N)
Service pressure range	28.4~100psi (0.2~0.7MPa)	
Service temperature range	32~140°F(0~60°C) (No freezing)	
Lubrication	Not required	

\*500kPa

## Model Designation(Example)

**CHM** (1)    **08** (2)    **A** (3)    **A** (4)    **K** (5)

(1)Type  
 (2)Cylinder bore

Code	<b>08</b>	<b>11</b>
Bore	φ8mm (0.31in.)	φ11mm (0.43in.)

(3)Gripper action  
 A : Single-action closing gripper(normally open)

(4)Holder type

A shank type	B panel mount type	C Floating panel mount type Fingers in parallel	D Floating panel mount type Fingers at right angle	E Floating block type Fingers in parallel	F Floating block type Fingers at right angle

(5)Finger type  
 K : R-adjustment single screw installation type(Blank fingers provided)  
 \*Work stopper is provided as a standard feature.  
 Remove it if it is not necessary.  
 S : Two screw installation type

---

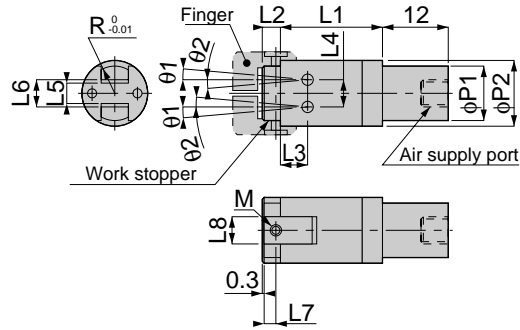
 Detailed Safety Instructions

Before using the PISCO device, be sure to read the "Safety Instructions", "Common Safety Instructions for Products Listed in This Manual" on pages 23~24 and "Common Safety Instructions for Actuators" on page 518 and "Common Safety Instructions for Lever Grippers" on page 519.

# Actuator Series Closing Gripper Series



Shank Type



unit:mm

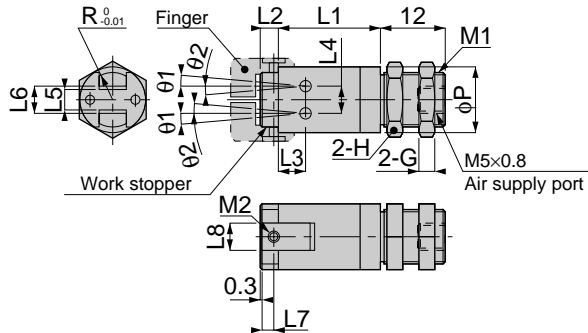
Model	M	R	L1	L2	L3	L4	L5	L6	L7	L8	φP1	φP2	θ1	θ2	Mass (g)
CHM 08AAK	M2×0.4	R5	19.5	3	5	5	4	5	2	5	10	12	10°	4.5°	21.5
CHM 11AAK	M2.5×0.45	R6.5	23.5	4	5.5	6	4.5	6	2.5	7	12	16	8°	4.5°	41



1



Panel Mount Type



unit:mm

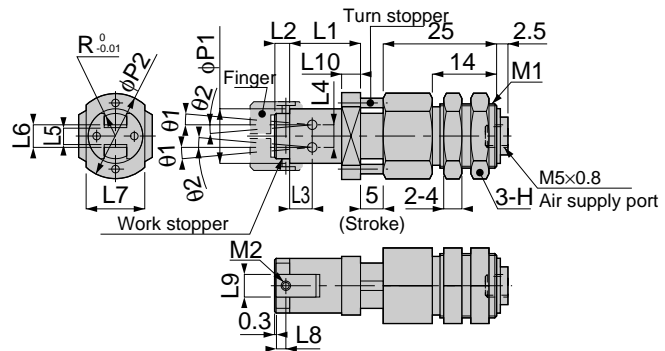
Model	M1	M2	R	L1	L2	L3	L4	L5	L6	L7	L8	φP	θ1	θ2	H	G	Mass (g)
CHM 08ABK	M10×1	M2×0.4	R5	19.5	3	5	5	4	5	2	5	12	10°	4.5°	12	3	22
CHM 11ABK	M12×1	M2.5×0.45	R6.5	23.5	4	5.5	6	4.5	6	2.5	7	16	8°	4.5°	14	4	43.5



1



Floating Panel Mount Type Fingers in Parallel



unit:mm

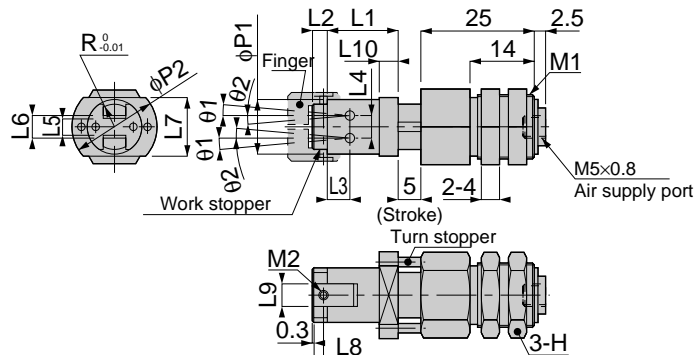
Model	M1	M2	R	L1	L2	L3	L4	L5	L6	L7	L8	L9	L10	φP1	φP2	θ1	θ2	H	Mass (g)
CHM 08ACK	M14×1	M2×0.4	R5	15.5	3	5	5	4	5	13	2	5	4	12	19	10°	4.5°	17	58
CHM 11ACK	M18×1	M2.5×0.45	R6.5	18.5	4	5.5	6	4.5	6	17	2.5	7	5	16	24	8°	4.5°	22	104.5



1



Floating Panel Mount Type Fingers at Right Angle



unit:mm

Model	M1	M2	R	L1	L2	L3	L4	L5	L6	L7	L8	L9	L10	φP1	φP2	θ1	θ2	H	Mass (g)
CHM 08ADK	M14×1	M2×0.4	R5	15.5	3	5	5	4	5	13	2	5	4	12	19	10°	4.5°	17	58
CHM 11ADK	M18×1	M2.5×0.45	R6.5	18.5	4	5.5	6	4.5	6	17	2.5	7	5	16	24	8°	4.5°	22	104.5

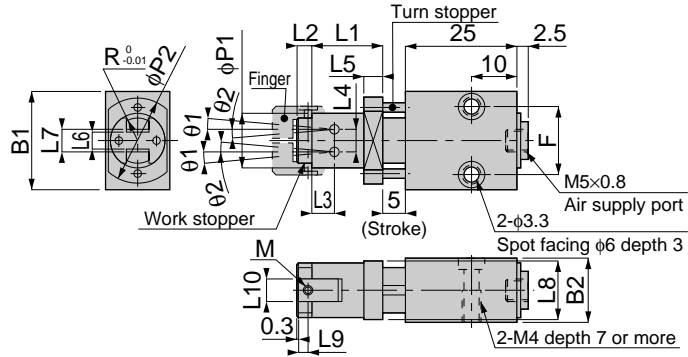



1

# Actuator Series Closing Gripper Series

## CHM A K

Floating Block Type  
Fingers in Parallel



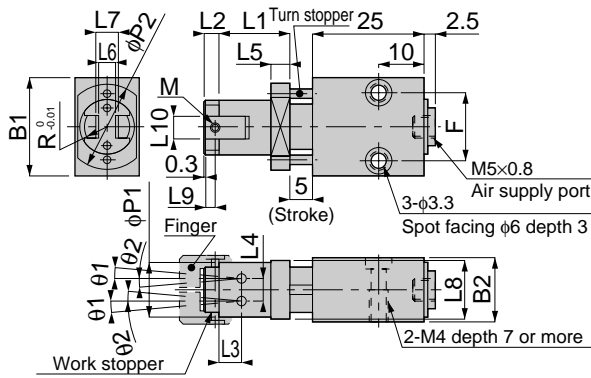

unit:mm

Model	M	R	B1	B2	L1	L2	L3	L4	L5	L6	L7	L8	L9	L10	$\phi P1$	$\phi P2$	$\theta 1$	$\theta 2$	F	Mass (g)
CHM 08AEK	M2x0.4	R5	22	14	15.5	3	5	5	4	4	5	13	2	5	12	19	10°	4.5°	15	73
CHM 11AEK	M2.5x0.45	R6.5	25	18	18.5	4	5.5	6	5	4.5	6	17	2.5	7	16	24	8°	4.5°	18	117



## CHM A K

Floating Block Type  
Fingers at Right Angle



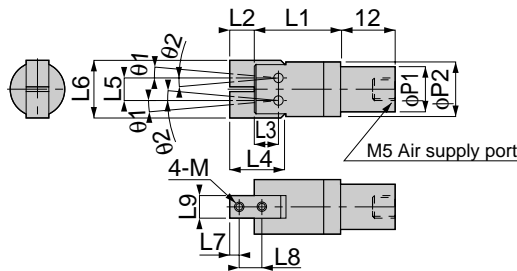
unit:mm

Model	M	R	B1	B2	L1	L2	L3	L4	L5	L6	L7	L8	L9	L10	$\phi P1$	$\phi P2$	$\theta 1$	$\theta 2$	F	Mass (g)
CHM 08AFK	M2x0.4	R5	22	14	15.5	3	5	5	4	4	5	13	2	5	12	19	10°	4.5°	15	73
CHM 11AFK	M2.5x0.45	R6.5	25	18	18.5	4	5.5	6	5	4.5	6	17	2.5	7	16	24	8°	4.5°	18	117



## CHM A

Shank Type



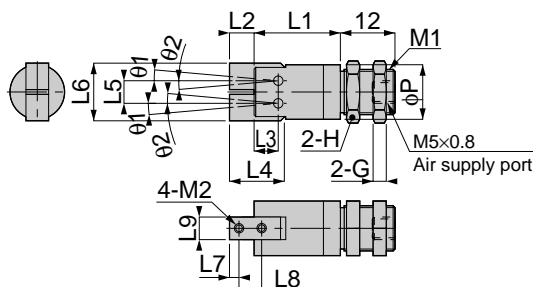
unit:mm

Model	M	L1	L2	L3	L4	L5	L6	L7	L8	L9	$\phi P1$	$\phi P2$	$\theta 1$	$\theta 2$	Mass (g)
CHM 08AAS	M2x0.4	19.5	5.5	5	12	5	13	2.5	5	5	10	12	10°	4.5°	22
CHM 11AAS	M2.5x0.45	23.5	7	5.5	14	6	17	3	6	7	12	16	8°	4.5°	43



## CHM A

Panel Mount Type



unit:mm

Model	M1	M2	L1	L2	L3	L4	L5	L6	L7	L8	L9	$\phi P$	$\theta 1$	$\theta 2$	H	G	Mass (g)
CHM 08ABS	M10x1	M2x0.4	19.5	5.5	5	12	5	13	2.5	5	5	12	10°	4.5°	12	3	23.5
CHM 11ABS	M12x1	M2.5x0.45	23.5	7	5.5	14	6	17	3	6	7	16	8°	4.5°	14	4	45.5

